

| PROJECT | CUSTOMER | VEHICLE |
|-----------------|----------|-----------------|
| Xtrapolis-PRASA | PRASA | 233 – TC2 – VPT |

RTR Vehicle Pre-Testing TS233 TC2 Report
GIB0000006930






| | CREATED | VERIFIED | APPROVED | DISTRIBUTION |
|-----------|---------------------|----------------|-----------------|---|
| Name | Kealeboga MOCWAGOLE | Sifiso LUKHELE | Kgomotso NKOANA | Confidentiality Category <i>Restricted</i> <i>Project</i> <i>Normal</i> <input type="checkbox"/> <input type="checkbox"/> <input checked="" type="checkbox"/> |
| Date | 11/07/2024 | 11/07/2024 | 11/07/2024 | Control Category <i>Controlled</i> <i>Not Controlled</i> <input checked="" type="checkbox"/> <input type="checkbox"/> |
| Signature | | | | Language EN |

This report has been automatically generated from TES version 1

Table of modifications

| Rev | Date | Modifications Content | Writer |
|-----|------------|-----------------------|---------------------|
| A0 | 11/07/2024 | Creation | Kealeboga MOCWAGOLE |

Internal validations

| | Name | Function | Date | Signature |
|-----------------|---------------------|---------------------|------------|--|
| Creator | Kealeboga MOCWAGOLE | EPU Manager | 11/07/2024 | X  Kealeboga MOCWAGOLE EPU Manager |
| Verifier | Sifiso LUKHELE | Serial Test Manager | 11/07/2024 | X  Sifiso LUKHELE Serial Test Manager |
| Approver | Kgomotso NKOANA | Test Expert | 11/07/2024 | X  Kgomotso NKOANA Test Expert |

Execution Plan

| | |
|-------------------|------------|
| Start Date | 04/07/2024 |
| End Date | 04/07/2024 |



| | | |
|--|--|-----------------------------|
| Serial Tests Report 233 – TC2 – VPT RTR Vehicle Pre-Testing Report | Document Reference GIB0000006930 Version: A0 | Emission date 11/07/2024 |
|--|--|-----------------------------|

Contents

Section 1 - Purpose / Objectives

Section 2 - Protective Bonding

2.2 Instructions list

Section 3 - Reflectometry

3.2 Instructions list

Section 4 - Config

4.2 Instructions list

Section 5 - Report summaries

5.1 Results status

5.2 Tools used

Section 1 – Purpose / Objectives

1. Protective Bonding

The objective of this procedure is to verify the return path of the current to the ground.

2. Reflectometry

The objective of this procedure is to verify the integrity of the ethernet cables.

3. Config

The objective of this procedure is to set up car ID for specific systems such as fire, OTDR and more



| | | |
|--|--|-----------------------------|
| Serial Tests Report 233 – TC2 – VPT RTR Vehicle Pre-Testing Report | Document Reference GIB0000006930 Version: A0 | Emission date 11/07/2024 |
|--|--|-----------------------------|




| | | |
|--|--|-----------------------------|
| Serial Tests Report 233 – TC2 – VPT RTR Vehicle Pre-Testing Report | Document Reference GIB0000006930 Version: A0 | Emission date 11/07/2024 |
|--|--|-----------------------------|

Section 2 – Protective Bonding

2.2 Instructions list

2.2.1 012-Protective Bonding and Return Current

I - Information A - Action R - Result NE - Not Executed

| N° | Type | Instruction | File | Result status | Result value | Operator | Vehicle |
|-------|------|---|---|---------------|--------------|-------------------------|---------|
| 10001 | I | Return Circuit: car body to Ground. | | OK | | Nqobile Chirwa - 484648 | TC2 |
| 10002 | I | The purpose of this test is to confirm that the car body of each car in the train is connected to ground via the earthing brush which will ensure that current from the overhead wire is returned to the substation without damage to equipment or risk of electric shock | | OK | | Nqobile Chirwa - 484648 | TC2 |
| 10003 | A | The Ohmmeter shall be off | | OK | | Nqobile Chirwa - 484648 | TC2 |
| 10004 | A | Use the Tool List to record the serial number of the Ohmmeter that will be used for this test | | OK | | Nqobile Chirwa - 484648 | TC2 |
| 10005 | A | Ensure that the current setpoint is 50A and voltage <50V (applicable for all impedance measurement) on the Ohmmeter device to be used for the test. | | OK | | Nqobile Chirwa - 484648 | TC2 |
| 10006 | I | For all impedance measurements of the car body to ground the positive terminal shall be connected to the car body and the negative terminal to the rail. | | OK | | Nqobile Chirwa - 484648 | TC2 |
| 10007 | I | For all other impedance measurements, the positive terminal shall be connected to the tested subject and the negative terminal to the car body shell. | | OK | | Nqobile Chirwa - 484648 | TC2 |
| 10008 | A | Visually identify and inspect that the earthing cables of the 1st axle of 1st bogie frame and the 2nd axle of 2nd bogie frame are properly connected to the axle brushes. |  | OK | | Nqobile Chirwa - 484648 | TC2 |
| 10009 | A | Disconnect from the axle box the earthing cable of the 2nd axle of 2nd bogie frame | | OK | | Nqobile Chirwa - 484648 | TC2 |
| 10010 | R | Only the earthing cable of the 1st axle of the 1st bogie frame is connected | | OK | | Nqobile Chirwa - 484648 | TC2 |
| 10011 | A | Measure the car body to ground impedance | | OK | | Nqobile Chirwa - 484648 | TC2 |
| 10012 | R | Impedance Result Max : $x \leq 0.05$ (Ohm) | | OK | 0.000742 | Nqobile Chirwa - 484648 | TC2 |

| | | | | | | | |
|-------|---|---|--|----|----------|-------------------------|-----|
| 10013 | A | Disconnect the earthing cable of 1st axle of 1st bogie frame | | OK | | Nqobile Chirwa - 484648 | TC2 |
| 10014 | A | Connect the earthing cable of the 2nd axle of 2nd bogie frame | | OK | | Nqobile Chirwa - 484648 | TC2 |
| 10015 | R | Only the earthing cable of the 2nd axle of the 2nd bogie frame of TC2 car is connected | | OK | | Nqobile Chirwa - 484648 | TC2 |
| 10016 | A | Measure the car body to ground impedance | | OK | | Nqobile Chirwa - 484648 | TC2 |
| 10017 | R | Impedance Result Max : $x \leq 0.05$ (Ohm) | | OK | 0.000649 | Nqobile Chirwa - 484648 | TC2 |
| 10018 | A | Connect the earthing cable of the 1st axle of 1st bogie frame | | OK | | Nqobile Chirwa - 484648 | TC2 |
| 10019 | I | Earthing of Equipment on the Underframe | | OK | | Nqobile Chirwa - 484648 | TC2 |
| 10020 | A | Visually inspect that the earthing cable connecting the Auxiliary Converter Case to TC2 car body is properly connected and related bolts are correctly torqued. | | OK | | Nqobile Chirwa - 484648 | TC2 |
| 10021 | R | Auxiliary Converter visually grounded and torque is correctly marked | | OK | | Nqobile Chirwa - 484648 | TC2 |
| 10022 | A | Measure the impedance between the Auxiliary Converter Case and the car body | | OK | | Nqobile Chirwa - 484648 | TC2 |
| 10023 | R | Impedance Result Max : $x \leq 0.05$ (Ohm) | | OK | 0.000539 | Nqobile Chirwa - 484648 | TC2 |
| 10024 | A | Visually inspect that the earthing cable connecting the Battery Box to the car body is properly connected and the related bolts are correctly torqued | | OK | | Nqobile Chirwa - 484648 | TC2 |
| 10025 | R | Battery Box visually grounded and torque is correctly marked | | OK | | Nqobile Chirwa - 484648 | TC2 |
| 10026 | A | Measure the impedance between the Battery Box Case and the car body | | OK | | Nqobile Chirwa - 484648 | TC2 |
| 10027 | R | Impedance Result Max : $x \leq 0.05$ (Ohm) | | OK | 0.000591 | Nqobile Chirwa - 484648 | TC2 |
| 10028 | A | Visually inspect that the earthing cable connecting the Eurobalise Antenna to the car body is properly connected and the related bolts are correctly torqued | | OK | | Nqobile Chirwa - 484648 | TC2 |
| 10029 | R | Eurobalise Antenna visually grounded and torque is correctly marked | | OK | | Nqobile Chirwa - 484648 | TC2 |

| | | | | | | | |
|-------|---|--|--|----|----------|-------------------------|-----|
| 10030 | A | Measure the impedance between the Eurobalise Antenna and the car body | | OK | | Nqobile Chirwa - 484648 | TC2 |
| 10031 | R | Impedance Result Max : $x \leq 0.05$ (Ohm) | | OK | 0.000728 | Nqobile Chirwa - 484648 | TC2 |
| 10032 | A | Visually inspect that the earthing cable connecting the LVB/Brake Module to the car body is properly connected and the related bolts are correctly torqued | | OK | | Nqobile Chirwa - 484648 | TC2 |
| 10033 | R | LVB/Brake Module visually grounded and torque is correctly marked | | OK | | Nqobile Chirwa - 484648 | TC2 |
| 10034 | A | Measure the impedance between the LVB/Brake and the car body | | OK | | Nqobile Chirwa - 484648 | TC2 |
| 10035 | R | Impedance Result Max : $x \leq 0.05$ (Ohm) | | OK | 0.000715 | Nqobile Chirwa - 484648 | TC2 |
| 10036 | I | Earthing of Equipment on the Exterior | | OK | | Nqobile Chirwa - 484648 | TC2 |
| 10037 | I | Exterior Front | | OK | | Nqobile Chirwa - 484648 | TC2 |
| 10038 | A | Visually inspect that the earthing cable connecting the Front Coupler to the car body is properly connected and the related bolts are correctly torqued | | OK | | Nqobile Chirwa - 484648 | TC2 |
| 10039 | R | Front Coupler visually grounded and torque is correctly marked | | OK | | Nqobile Chirwa - 484648 | TC2 |
| 10040 | A | Measure the impedance between the Front Coupler and the car body | | OK | | Nqobile Chirwa - 484648 | TC2 |
| 10041 | R | Impedance Result Max : $x \leq 0.05$ (Ohm) | | OK | 0.000608 | Nqobile Chirwa - 484648 | TC2 |
| 10042 | I | Earthing of Equipment on the Roof | | OK | | Nqobile Chirwa - 484648 | TC2 |
| 10043 | A | Visually inspect that the earthing cable connecting the Saloon HVAC to the car body is properly connected and the related bolts are correctly torqued | | OK | | Nqobile Chirwa - 484648 | TC2 |
| 10044 | R | Saloon HVAC visually grounded and torque is correctly marked | | OK | | Nqobile Chirwa - 484648 | TC2 |
| 10045 | A | Measure the impedance between the Saloon HVAC and the car body | | OK | | Nqobile Chirwa - 484648 | TC2 |
| 10046 | R | Impedance Result Max : $x \leq 0.05$ (Ohm) | | OK | 0.000503 | Nqobile Chirwa - 484648 | TC2 |
| 10047 | A | Visually inspect that the earthing cable connecting the Cab HVAC to the car body is properly connected and the related bolts are correctly torqued | | OK | | Nqobile Chirwa - 484648 | TC2 |

| | | | | | | | |
|-------|---|---|--|----|----------|-------------------------|-----|
| 10048 | R | Cab HVAC visually grounded and torque is correctly marked | | OK | | Nqobile Chirwa - 484648 | TC2 |
| 10049 | A | Measure the impedance between the Cab HVAC and the car body | | OK | | Nqobile Chirwa - 484648 | TC2 |
| 10050 | R | Impedance Result Max : $x \leq 0.05$ (Ohm) | | OK | 0.000473 | Nqobile Chirwa - 484648 | TC2 |
| 10051 | I | Earthing of interior equipment | | OK | | Nqobile Chirwa - 484648 | TC2 |
| 10052 | I | Cabin | | OK | | Nqobile Chirwa - 484648 | TC2 |
| 10053 | A | Visually inspect that the earthing cable connecting LV1 cubicle to the car body is properly connected and the related bolts are correctly torqued | | OK | | Nqobile Chirwa - 484648 | TC2 |
| 10054 | R | LV1 visually grounded and torque is correctly marked | | OK | | Nqobile Chirwa - 484648 | TC2 |
| 10055 | A | Measure the impedance between the LV1 cubicle and the car body | | OK | | Nqobile Chirwa - 484648 | TC2 |
| 10056 | R | Impedance Result Max : $x \leq 0.05$ (Ohm) | | OK | 0.000681 | Nqobile Chirwa - 484648 | TC2 |
| 10057 | A | Visually inspect that the earthing cable connecting LV2 cubicle to the car body is properly connected and the related bolts are correctly torqued | | OK | | Nqobile Chirwa - 484648 | TC2 |
| 10058 | R | LV2 visually grounded and torque is correctly marked | | OK | | Nqobile Chirwa - 484648 | TC2 |
| 10059 | A | Measure the impedance between the LV2 cubicle and the car body | | OK | | Nqobile Chirwa - 484648 | TC2 |
| 10060 | R | Impedance Result Max : $x \leq 0.05$ (Ohm) | | OK | 0.000783 | Nqobile Chirwa - 484648 | TC2 |
| 10061 | A | Visually inspect that the earthing cable connecting Under Desk Left cubicle to the car body is properly connected and the related bolts are correctly torqued | | OK | | Nqobile Chirwa - 484648 | TC2 |
| 10062 | R | Under Desk Left cabinet visually grounded and torque is correctly marked | | OK | | Nqobile Chirwa - 484648 | TC2 |
| 10063 | A | Measure the impedance between the Under Desk Left cabinet and the car body | | OK | | Nqobile Chirwa - 484648 | TC2 |
| 10064 | R | Impedance Result Max : $x \leq 0.05$ (Ohm) | | OK | 0.000836 | Nqobile Chirwa - 484648 | TC2 |
| 10065 | A | Visually inspect that the earthing cable connecting Under Desk Middle cabinet to the car body is properly connected and the | | OK | | Nqobile Chirwa - 484648 | TC2 |

| | | | | | | | |
|-------|---|---|--|----|----------|-------------------------|-----|
| | | related bolts are correctly torqued | | | | | |
| 10066 | R | Under Desk Middle cabinet visually grounded and torque is correctly marked | | OK | | Nqobile Chirwa - 484648 | TC2 |
| 10067 | A | Measure the impedance between the Under Desk Middle cabinet and the car body | | OK | | Nqobile Chirwa - 484648 | TC2 |
| 10068 | R | Impedance Result Max : $x \leq 0.05$ (Ohm) | | OK | 0.000601 | Nqobile Chirwa - 484648 | TC2 |
| 10069 | A | Measure the impedance between the Master Controller and the car body | | OK | | Nqobile Chirwa - 484648 | TC2 |
| 10070 | R | Impedance Result Max : $x \leq 0.05$ (Ohm) | | OK | 0.000743 | Nqobile Chirwa - 484648 | TC2 |
| 10071 | A | Measure the impedance between the Foot Heater and the car body | | OK | | Nqobile Chirwa - 484648 | TC2 |
| 10072 | R | Impedance Result Max : $x \leq 0.05$ (Ohm) | | OK | 0.000646 | Nqobile Chirwa - 484648 | TC2 |
| 10073 | I | Saloon | | OK | | Nqobile Chirwa - 484648 | TC2 |
| 10074 | A | Visually inspect that the earthing cable connecting LV7 cubicle to the car body is properly connected and the related bolts are correctly torqued | | OK | | Nqobile Chirwa - 484648 | TC2 |
| 10075 | R | LV7 visually grounded and torque is correctly marked | | OK | | Nqobile Chirwa - 484648 | TC2 |
| 10076 | A | Measure the impedance between the LV7 cubicle and the car body | | OK | | Nqobile Chirwa - 484648 | TC2 |
| 10077 | R | Impedance Result Max : $x \leq 0.05$ (Ohm) | | OK | 0.000562 | Nqobile Chirwa - 484648 | TC2 |






| | | |
|--|--|-----------------------------|
| Serial Tests Report 233 – TC2 – VPT RTR Vehicle Pre-Testing Report | Document Reference GIB0000006930 Version: A0 | Emission date 11/07/2024 |
|--|--|-----------------------------|

Section 3 – Reflectometry

3.2 Instructions list

3.2.1 025_NET_054_PIS-Network Cabling Integrity Test

I - Information A - Action R - Result NE - Not Executed

| N° | Type | Instruction | File | Result status | Result value | Operator | Vehicle |
|-------|------|---|---|---------------|--------------|-----------------------|---------|
| 10001 | I | Network Cabling Integrity Test | | OK | | Amanda Ntuli - 526239 | TC2 |
| 10002 | I | It is necessary to check the network cables to ensure that they have been installed correctly to improve the overall operation of the system. | | OK | | Amanda Ntuli - 526239 | TC2 |
| 10003 | I | The Cable Analyzer Module DSX-5000 will be used to validate cabling | | OK | | Amanda Ntuli - 526239 | TC2 |
| 10004 | I | Register as a new Operator on the DSX-5000. Check on the manual below on how to register as a new Operator. |  | OK | | Amanda Ntuli - 526239 | TC2 |
| 10005 | I | When saving the tests results for each line, it should be named by its trainset number (X) and the test code (Indicated in the test step). i.e. TS021_TC2_P01 for PACIS and TS021_TC2_T01 for TCMS. | | OK | | Amanda Ntuli - 526239 | TC2 |
| 10006 | I | Use the pictures below for coupler test. | | OK | | Amanda Ntuli - 526239 | TC2 |
| 10007 | I | Front coupler |  | OK | | Amanda Ntuli - 526239 | TC2 |
| 10008 | I | DB9 connector |  | OK | | Amanda Ntuli - 526239 | TC2 |
| 10009 | I | TCMS cabling | | OK | | Amanda Ntuli - 526239 | TC2 |
| 10010 | A | From: [25A15 Train Router Switch (Local: +LV1; Connector: 25XP15_ETH7)] to: [54A13 Train Router Switch (Local: +LV1; Connector: 54XP13_ETHCPU)] NOTE: Cable is crossed TSX_TC2_T01 | | OK | | Amanda Ntuli - 526239 | TC2 |
| 10011 | A | From: [25A15 Train Router Switch (Local: +LV1; Connector: 25XP15_ETH4)] to: [25A11 Ethernet Switch (CRS2) (Local: | | OK | | Amanda Ntuli - 526239 | TC2 |

| | | | | | | | |
|-------|---|--|--|----|--|-----------------------|-----|
| | | +LV1; Connector: 25XP11_X4]] NOTE: Cable is crossed TSX_TC2_T02 | | | | | |
| 10012 | A | From: [25A11 Ethernet Switch (Local: +LV1; Connector: 25XP11_X3)] to: [25A12 Switch Ethernet (CRS3) (Local: +LV1; Connector: 25XP12_X4)] NOTE: Cable is crossed TSX_TC2_T03 | | OK | | Amanda Ntuli - 526239 | TC2 |
| 10013 | A | From: [25A12 Ethernet Switch (CRS2) (Local: +LV1; Connector: 25XP12_X8)] to: [25A18 MAINTENANCE INTERFACE (Local: +LV1; Connector: 25XR18_ETH)] NOTE: Cable is crossed TSX_TC2_T04 | | OK | | Amanda Ntuli - 526239 | TC2 |
| 10014 | A | From: [25A15 Train Router Switch (Local: +LV1; Connector: 25XP15_ETH3)] to: [25A14 Ethernet Repeater (TBR) (Local: +LV7; Connector: 25XP14_ETH0)] NOTE: Cable is crossed TSX_TC2_T05 | | OK | | Amanda Ntuli - 526239 | TC2 |
| 10015 | A | From: [25A15 Train Router Switch (Local: +LV1; Connector: 25XP15_ETH5)] to: [25A10 Ethernet Switch (CRS1) (Local: +LV7; Connector: 25XP10_X3)] NOTE: Cable is crossed TSX_TC2_T06 | | OK | | Amanda Ntuli - 526239 | TC2 |
| 10016 | A | From: [25A12 Switch Ethernet (CRS3) (Local: +LV1; Connector: 25XP12_X3)] to: [(Local: END2 ; Connector: 90XP12.all)] NOTE: Cable is crossed TSX_TC2_T07 | | OK | | Amanda Ntuli - 526239 | TC2 |
| 10017 | A | From: [25A14 TBR (Local: +LV7; Connector: 25XP14_ETH1)] to: [Inter-car (Local: +END2; -90XP12.al)] NOTE: Cable is straight TSX_TC2_T08 | | OK | | Amanda Ntuli - 526239 | TC2 |
| 10018 | A | From: [25A15 Train Router Switch (Local: +LV1; Connector: 25XP15_ETH1)] to: [Inter-car (Local: +END2; -90XP11.all)] NOTE: Cable is straight | | OK | | Amanda Ntuli - 526239 | TC2 |

| | | | | | | | |
|-------|---|--|--|----|--|-----------------------|-----|
| | | TSX_TC2_T09 | | | | | |
| 10019 | A | From: [25A10 Ethernet Switch (CRS1) (Local: +LV7; Connector: 25XP10_X4)] to: [Inter-car (Local: +END2; -90XP11.al)] NOTE: Cable is straight TSX_TC2_T10 | | OK | | Amanda Ntuli - 526239 | TC2 |
| 10020 | A | From: [25A15 Train Router Switch (Local: +LV1; Connector: 25XP15_ETH0)] to: [Coupler 041 (Local: CLP; Connector: 90XR120_LC14)] TSX_TC2_T11 NOTE: Cable is crossed NOTE: For this test, use the male coupler connector provided. Please refer to the picture for the correct location of connector. | | OK | | Amanda Ntuli - 526239 | TC2 |
| 10021 | A | From: [25A15 Train Router Switch (Local: +LV1; Connector: 25XP15_ETH2)] to: [Coupler 141 (Local: +CLP; Connector: 90XR120_RC14)] TSX_TC2_T12 NOTE: Cable is Straight NOTE: For this test use the female coupler connector provided. Please refer to the above picture for correct location for the connector. | | OK | | Amanda Ntuli - 526239 | TC2 |
| 10022 | I | Pacis cabling | | OK | | Amanda Ntuli - 526239 | TC2 |
| 10023 | A | From: [TRS 54A13 (Local: +LV1; Connector: 54XP13_ETH7)] to: [Inter-car (Local: +END2; -90XP12.el)] NOTE: Cable is straight TSX_TC2_P01 | | OK | | Amanda Ntuli - 526239 | TC2 |
| 10024 | A | From: [54A10 CRS1 (Local: +LV7; Connector: 54XP10_X7)] to: [Inter-car (Local: +END2; -90XP11.el)] NOTE: Cable is crossed TSX_TC2_P02 | | OK | | Amanda Ntuli - 526239 | TC2 |
| 10025 | A | From: [54A13 TRS (Local: +LV1; Connector: 54XP13_ETH6)] to: [54A10 CRS1 (Local: +LV7; Connector: 54XP10_X8)] NOTE: Cable is crossed TSX_TC2_P03 | | OK | | Amanda Ntuli - 526239 | TC2 |

| | | | | | | | |
|-------|---|--|--|----|--|-------------------------|-----|
| 10026 | A | From: [54A42 RACK UMC (EBM) (Local: +LV1; Connector: 54XP42_X2) to: [Coupler 042 (Local: +CLP; Connector: 90XR120_LE12)] TSX_TC2_P04 NOTE: Cable is crossed NOTE: For this test use the female coupler connector and the DB9 connector provided. Refer to the picture above for the correct location of the connector. | | OK | | Amanda Ntuli - 526239 | TC2 |
| 10027 | A | From: [54A42 RACK UMC (EBM) (Local: +LV1; Connector: 54XP42_X8) to: [Coupler 142 (Local: +CLP; Connector: 90XR120_RE12)] TSX_TC2_P05 NOTE: Cable is straight NOTE: For this test use the female coupler connector and the DB9 connector provided. Refer to the picture above for the correct location of the connector. | | OK | | Amanda Ntuli - 526239 | TC2 |
| 10028 | A | All cables have been validated on TC2 | | OK | | Amanda Ntuli - 526239 | TC2 |
| 10029 | R | Download all the results from Fluke and save them on PC with folder name "TC2_TSxx" | | OK | | Ntobeko Ndlovu - 421595 | TC2 |

Section 4 – Config

4.2 Instructions list

4.2.1 CONF-Car Configuration

I - Information A - Action R - Result NE - Not Executed

| N° | Type | Instruction | File | Result status | Result value | Operator | Vehicle |
|-------|------|--|---|---------------|--------------|---------------------------|---------|
| 10001 | I | Configuration Checks | | OK | | Mphato Mphahlele - 480716 | TC2 |
| 10002 | A | Check continuity between 93XT104_1 pin 50 and Ground point | | OK | | Mphato Mphahlele - 480716 | TC2 |
| 10003 | R | There is no continuity | | OK | | Mphato Mphahlele - 480716 | TC2 |
| 10004 | I | If there is continuity above, the wire 19203LE is pinched on the compressor isolation cock. | | OK | | Mphato Mphahlele - 480716 | TC2 |
| 10005 | A | Check continuity on all pins of connector 90XP15 & 90XP14 to ground | | OK | | Mphato Mphahlele - 480716 | TC2 |
| 10006 | R | There is no continuity except pin 62 of connector 90XP15 | | OK | | Mphato Mphahlele - 480716 | TC2 |
| 10007 | A | Check continuity on all pins of the coupler to ground. | | OK | | Mphato Mphahlele - 480716 | TC2 |
| 10008 | R | There is no continuity | | OK | | Mphato Mphahlele - 480716 | TC2 |
| 10009 | I | Smoke Detector Address Configuration | | OK | | Mphato Mphahlele - 480716 | TC2 |
| 10010 | A | Remove and configure the Smoke Detector 67A4 in the cabin, according to the figure attached. |  | OK | | Mphato Mphahlele - 480716 | TC2 |
| 10011 | A | Reconnect Smoke Detector 67A4 | | OK | | Mphato Mphahlele - 480716 | TC2 |
| 10012 | A | Remove and configure the Smoke Detector 67A2 (+PA1) according to the figure attached. |  | OK | | Mphato Mphahlele - 480716 | TC2 |
| 10013 | A | Reconnect Smoke Detector 67A2 | | OK | | Mphato Mphahlele - 480716 | TC2 |

| | | | | | | | |
|-------|---|---|---|----|-----|---------------------------|-----|
| 10014 | A | Remove and configure the Smoke Detector 67A3 (+PA3) according to the figure attached. |  | OK | | Mphato Mphahlele - 480716 | TC2 |
| 10015 | R | Measure the resistance (LHD- Line Heat Detection from Static Converter Box) between point 1 and point 4 of the connector 67XP3_11. Result Min/Max : 550<= x<= 700 (Ohms) | | OK | 560 | Mphato Mphahlele - 480716 | TC2 |
| 10016 | A | Reconnect Smoke Detector 67A3 | | OK | | Mphato Mphahlele - 480716 | TC2 |
| 10017 | I | OTDR LOOP | | OK | | Mphato Mphahlele - 480716 | TC2 |
| 10018 | I | Check continuity between the following points: | | OK | | Mphato Mphahlele - 480716 | TC2 |
| 10019 | A | From: [61A1 Tach Board (local: +LV2 connector -61XP1_D2_TAC (pin c26))] to: [61A2 speed indicator IN+(local: DD4)]. | | OK | | Mphato Mphahlele - 480716 | TC2 |
| 10020 | A | From: [61A1 Tach Board (local: +LV2 connector -61XP1_D2_TAC (pin e26))] to: [61A2 speed indicator OUT- (local: DD4)] | | OK | | Mphato Mphahlele - 480716 | TC2 |
| 10021 | A | From: [61A1 Tach Board (local: +LV2 connector -61XP1_D2_TAC (pin a26))] to: [Local(+END2) Connector: -90XP13.b pin2] | | OK | | Mphato Mphahlele - 480716 | TC2 |
| 10022 | A | From: [61A1 Tach Board (local: +LV2 connector -61XP1_D2_TAC (pin e28))] to: [Local(+END2) Connector: -90XP13.b pin1] | | OK | | Mphato Mphahlele - 480716 | TC2 |
| 10023 | I | End of test | | OK | | Mphato Mphahlele - 480716 | TC2 |

Section 5 – Report summaries

5.1 Results status

| Test Instruction Sheet | Compliant | Incomplete | Non-compliant |
|------------------------|-----------|------------|---------------|
| Reflectometry | X | | |
| Protective Bonding | X | | |
| Config | X | | |

5.2 Tools used

| Function | Tool name | Tool number | Next Calibration date |
|-----------------|------------------------|----------------------|-----------------------|
| 012 | Megger | Megger | 8/25/2025 |
| 025_NET_054_PIS | Cable Analyser DSX5000 | Fluke machine_Gibela | 7/31/2024 |
| CONF | Multimeter | Meter 1 | 8/25/2024 |

| Vehicle | Equipment | Expected version | Version loaded |
|---------|-----------|------------------|----------------|
| TC2 | | | |